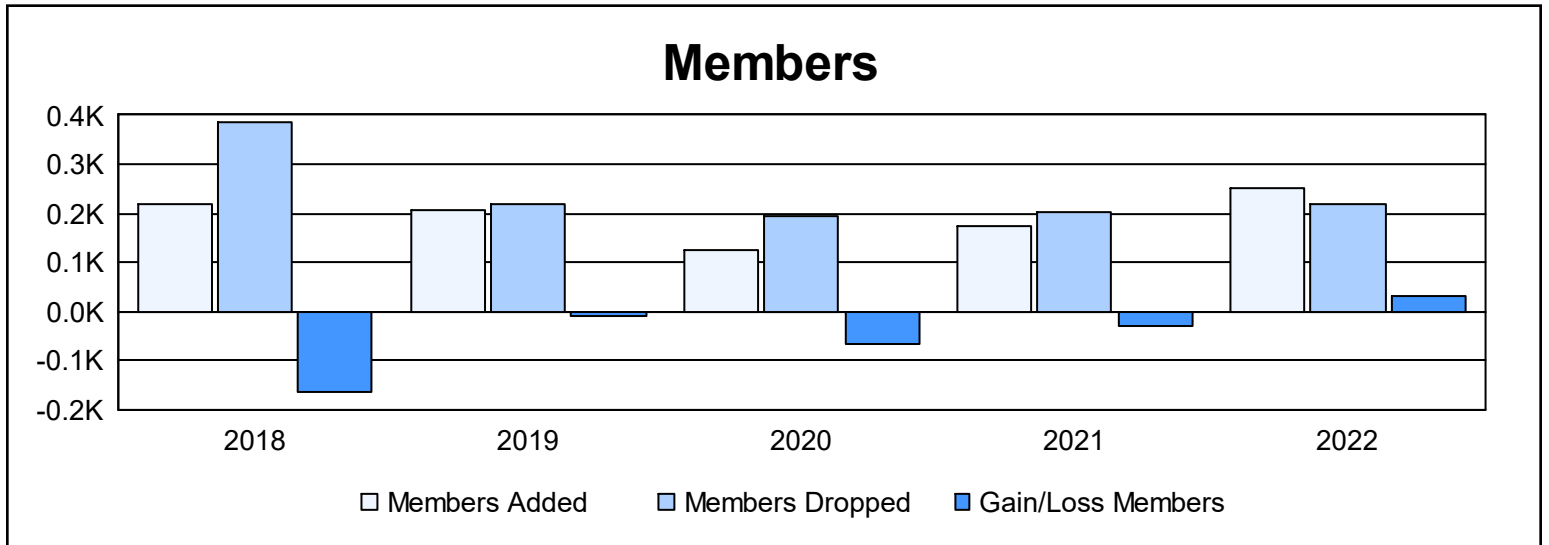
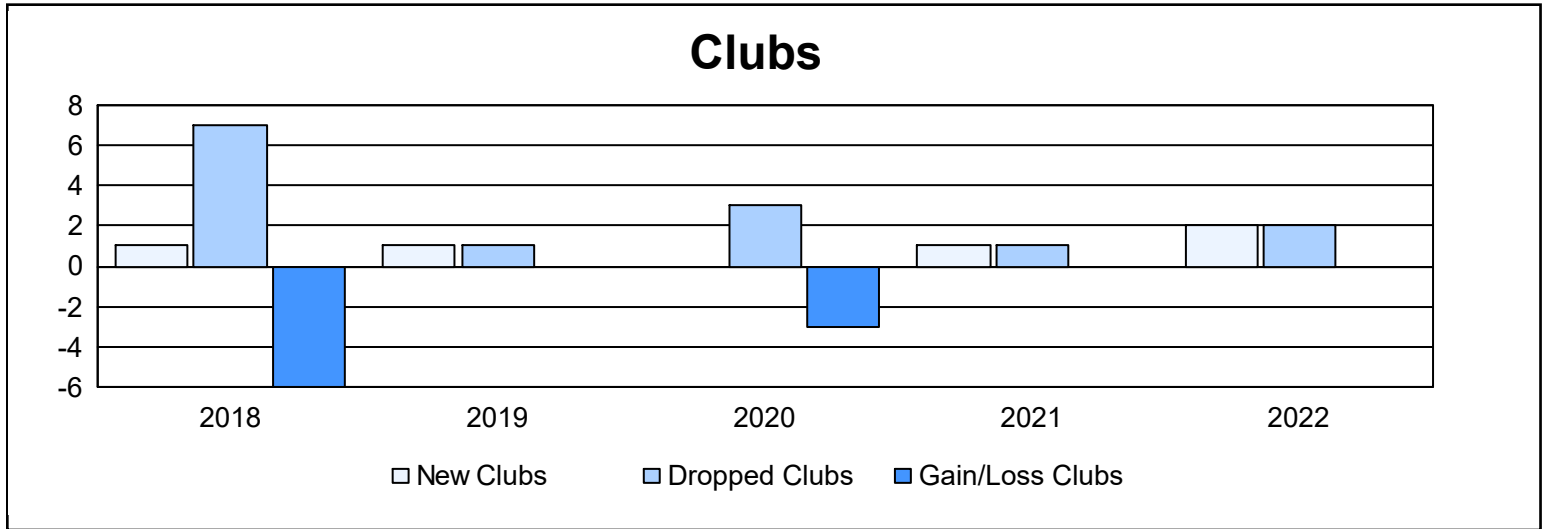
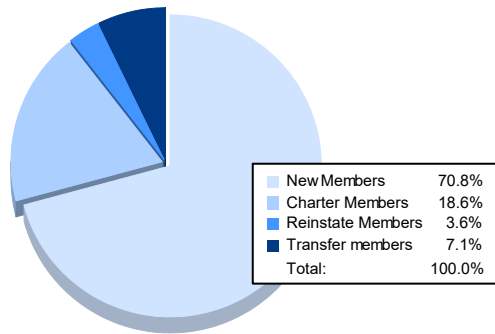


Year	New Clubs	Dropped Clubs	Gain/ Loss Clubs	New Members	Charter Members	Reinstate Members	Transfer Members	Total Member Added	Total Members Dropped	Gain/ Loss Members
2017-2018	1	7	-6	152	44	6	17	219	385	-166
2018-2019	1	1	0	163	23	9	13	208	219	-11
2019-2020	0	3	-3	111	0	4	12	127	195	-68
2020-2021	1	1	0	116	44	5	8	173	202	-29
2021-2022	2	2	0	179	47	9	18	253	220	33
<b>Average</b>	<b>1</b>	<b>3</b>	<b>-2</b>	<b>144</b>	<b>32</b>	<b>7</b>	<b>14</b>	<b>196</b>	<b>244</b>	<b>-48</b>



### Membership Composition June 2022 Cumulative



### Gender Composition June 2022 Cumulative

